


## 5axis rotary table specifiction (SC-RT250 )



### Advantages

The 5 axis rotary table is Roller CAM Driver one of the finest motion control mechanisms available. The unit is constructed from an input shaft (the roller gearcam) and a turret (output shaft) fitted with roller followers. The roller followers are preloaded against a screw-like input shaft to completely eliminate backlash. Our proprietary adjustment mechanism provides optimum preload. The roller followers lanted in the turret use internal roller bearings to transfer torque while rotating. This ensures zero backlash, outstanding precision, and excellent efficiency without causing wear, while providing long-term consistent accuracy

- 1、 No backlash(play) during the clockwise/anti-clockwise rotation
- 2、 No wear because power transfers through rolling contact
- 3、 High accuracy and good efficiency
- 4、 Preload and high rigidity



### Specs

Description		Unit	SC-RT250	
Table Diameter		mm	250	
Center Height (Vertical)		mm	325	
Diameter of Table Central Hole		mm	φ65H7	
T-Slot		mm	14H7	
Allowable Workpiece Load	Vertical 	kg	90	
	Horizontal 	kg	120	
Net Weight (servo motor excluded)		kg	310	
Axis		/	Rotary axis	Tilt axis
Cooling System		/	Free Colling	
Transmission Mechanism		/	Roller Gear Cam	
Angle range		/	360°	30°~120°
Min. Increment		deg.	0.001	0.001
Speed Reduction Ratio		/	1/48	1/50
Rated / Max. Speed		rpm.	60	60
Indexing Precision		sec.	±20	±40
Repeatability		sec.	±4	±4
Clamping System(Hydraulic)		Mpa	4.5	4.5
Clamping Torque		N.m	588	980
Servo Motor Model	FANUC	Taper / Straight	αiF8 /βis8	αiF8 /βis8
	MITSUBISHI	Straight	HF154S	HF154S
	BROTHER	Straight	1FK7063	1FK7063
	YASKAWA	Straight	SGMGV-20A	SGMGV-20A